

The challenge

State of New Jersey – by the numbers

- 700,000+ members
- Annual spend of \$2.2b
- 11 million+ claims
- Long-term relationship with incumbent PBM



Pharmacy benefit plans

- Large plan with many stakeholders
- Multiple, complex plan design and formularies
- Expensive
- Hard to measure and manage
- It's a black box!



Reverse Auction Legislation

“We are rooting out PBM profiteering at the expense of New Jersey taxpayers and public employees.”

We are achieving enormous savings without any cuts in public employee benefits and no compromises in the quality of health care for hard working public employees and their families.”



A fresh approach: The PBM reverse auction

- Innovative, forward-thinking approach
- Scalable reverse auction platform
- Granular analysis of 100% of claims
- Levelled playing field among bidders for objective comparison
- Dynamic, competitive PBM marketplace lowered prices
- Entire process: weeks not months

The process



Pre-Qualification Step

The PBMs are invited to bid



To ensure delivery to your inbox, please add info@truveris.com to your address book.

TruBid®

Hello:

You have been invited to participate in a TruBid RFP for Sample State. Sample State is comprised of approximately 300000 employees and 750000 members. The RFP will be released on 10/07/2019 04:43 PM, and the RFP is for plan year 01/01/2020.

Company Background:

Bidding Information:

The first round is due electronically by 10/28/2019 02:03 PM. Finalists will be selected after being reviewed by the appropriate parties and B & F instructions will be provided to those bidders.

Should the PBMs choose to respond to this RFP, the PBMs will have access to a census and claims data file inside the RFP on the instruction page.

Please let us know if your organization plans to participate in this RFP by 10/15/2019 02:02 PM. We look forward to your response, and should you have any questions, do not hesitate to email: rfp_questions@truveris.com.

Please login to TruBid at the link below for further information.

TruBid: [click here](#)

truveris.com © 2012-2018 Truveris. All rights reserved. [Contact](#).

TRUVERIS

Home ▾ TruGuard ▾ TruBid ▾

RFP SUMMARY (Sample State)

Return to RFP Configuration

First Round: 19 DAYS 3 HRS 20 MINS

Client Profile

- [Sample State](#)
- 750,000 members
- 300,000 plan participants
- Annual Spend: \$2,000,000,000.00
- Channel Partner: Zayas
- Channel Partner Location: New York, NY
- Incumbent PBM: Market Comp #4
- Background Info: Cras fermentum enim aliquet nibh aliquet, et facilisis est convallis. Sed vel neque vel elit tempus ... [\(read more\)](#)

Time Frames

- Invitation: 10/15/2019 02:02 PM EST
- First Round Bidding: 10/28/2019 02:03 PM EST
- Second Round Bidding: TBD
- Email Reminders: Every 5 Days
- Plan Start Date: 01/01/2020

Deal Type

- Broad
- 30 Day Retail Network
- Specialty Open Network

ROUND 1



RESULTS | FINANCIAL SUMMARY | DRUG CLASSIFICATION | PRICING PROPOSAL

Market Comp #1 (Accepted) Market Comp #2 (Accepted) Market Comp #3 (Not Decided)

Reports:

Creating a level playing field – terms



Terminology and definitions are set and agreed-to upfront

Helps state conduct side-by-side Contractual comparisons

TruBid®

BID INSTRUCTIONS | BID SELECTION | **TERMS** | DRUG CLASSIFICATION | PRICING PROPOSAL | REBATES | PHARMACY NETWORK | FORMULARY DISRUPTION | BID SCENARIOS | RFP SUMMARY

Sample State (Bid ID: #14799) First Round: 19 DAYS 3 HRS 33 MINS

All terms must be accepted or declined. In some instances, you may be required to upload a document. Any documents uploaded to terms must pertain to the term question only. Supplemental documentation unrelated to requested items will NOT be accepted. If a term is marked "Explanation Required if Declined", you must provide a reason for declining in the text box provided. Please note, if you require a caveat or explanation to a term in order for it to be accepted it should be declined.

DEFINITIONS | INCORPORATION OF BID TERMS | PLAN MANAGEMENT SERVICES | OPERATION SERVICES | AUDIT | PRICING AND GUARANTEES | REBATES
CONTRACT TERM | PERFORMANCE GUARANTEES | CUSTOM TERMS

1) DEFINITIONS (RELATIVE SCORE: 1)

- 1.1 "Administrative Fee" means the amount that PBM charges to Plan Sponsor as compensation for PBM to perform Services, based on a per Paid Claim, PEPM, and/or PMPM basis set forth in the Pricing Proposal. **ACCEPTED** DECLINED Set as default
- 1.2 "Affiliate" means an entity that directly, indirectly or through one or more intermediaries controls, is controlled by or is under common control with a Party. For purposes of this definition, "control" means the direct or indirect possession of the power to (i) elect at least fifty percent (50%) of the governing board or (ii) direct or play a significant role in the management and policies of the affiliated entity, whether through ownership of voting securities, partnership or limited liability interests, nonprofit membership, contract or otherwise. **ACCEPTED** DECLINED Set as default
- 1.3 "Agreement" means the final written contract entered into by the PBM and Plan Sponsor based on the terms set forth in this Bid. ACCEPTED **DECLINED** Set as default
- 1.4 "Authorized Generic" means an approved brand name drug that is marketed without the brand name on its label. It is the exact same drug product as the branded product. Authorized Generics are marketed and/or sold under a generic name by either the innovator or another manufacturer. ACCEPTED **DECLINED** Set as default

https://portal.truveris.com/rfp/accept_terms/3042?bid_id=14799#

*Sample, deidentified data

Ensuring consistent drug classification

The classification of drugs can unnecessarily increase spend and can impact rebate performance



TruBid®

BID INSTRUCTIONS | **BID SELECTION** | TERMS | DRUG CLASSIFICATION | PRICING PROPOSAL | REBATES | PHARMACY NETWORK | FORMULARY DISRUPTION | BID SCENARIOS | RFP SUMMARY

Sample State (Bid ID: #14799) First Round: 19 DAYS 3 HRS 32 MINS

Based on the definition provided below please indicate from an adjudication and net effective rate true-up basis how your organization treats each component. Also indicate if there are a minimum number of manufacturers needed for a drug to be considered multi-source for multi-source generic and single-source generic determination. Please note the selections made on this page will serve as your organization's contractual definitions for the terms listed below and shall be used in calculation for pricing guarantees set forth in the Pricing Proposal.

Classification Source:	Medi-Span	<input type="checkbox"/> Set as default
Multi-Source Generics:	Generic	
Single-Source Generics:	Generic	<input type="checkbox"/> Set as default
Minimum Manufacturers for Multi-Source:	No	<input checked="" type="checkbox"/> Set as default
Single-Source Brands:	Brand	
Multi-Source Brands (Non-Innovator):	Brand	<input type="checkbox"/> Set as default
Multi-Source Brands (Innovator):	Brand	<input type="checkbox"/> Set as default
Rebate Classification:	Brand Classified Scripts	<input type="checkbox"/> Set as default

COMPLETE

Multi-Source Generics:
Indicated when using Medi-Span by a Multi-Source Code 'Y' or when using FDB by a GNI '1' and NDCGI1 '1'.
Single-Source Generics:
Indicated when using Medi-Span by a Multi-Source Code 'M' or 'N' with a Brand Name Code 'G' or when using FDB by a GNI '1' and NDCGI1 '2'.
Multi-Source Brands (Non-Innovator):
Indicated when using Medi-Span by a Multi-Source Code 'O' with a Brand Name Code not equal to 'T' or when using FDB by a GNI '0' or '2' with an NDCGI1 '1' and INNOV of '0'.
Multi-Source Brands (Innovator):

*Sample, deidentified data

Pricing proposals



PBMs input proposed discounts

This can be analysed on a claim-by-claim basis to give a more accurate proposal

TruBid[®]

BID INSTRUCTION | BID SELECTION | TERMS | DRUG CLASSIFICATION | **PRICING PROPOSAL** | REBATES | PHARMACY NETWORK | FORMULARY DISRUPTION | BID SCENARIOS | RFP SUMMARY

Sample State (Bid ID: #14797) First Round: 19 DAYS 3 HRS 26 MINS

Please note: Pricing guarantees input into this section reflect your responses to the qualitative and financial terms section of the RFP.

PRICING STRUCTURE

Retail Channel: Traditional
Mail Channel: Traditional

PRICING SOURCE

The drug information database used to calculate pricing: AWP, Medi-Span

AVERAGE COST GUARANTEES (average across Guarantee Period)

	YEAR 1	YEAR 2	YEAR 3
Discounts (Average 12 Month)			
	%	%	%
Retail Brand	17.50	17.50	17.50
Retail Generic	72.00	72.00	72.00
Mail Brand (1 to 999 days)	22.00	22.00	22.00
Mail Generic (1 to 999 days)	78.00	78.00	78.00
Dispensing Fee (Average 12 Month)			
	\$	\$	\$
Retail Brand	1.25	1.25	1.25
Retail Generic	1.25	1.25	1.25
Mail Brand (1 to 999 days)	0.00	0.00	0.00
Mail Generic (1 to 999 days)	0.00	0.00	0.00

CLAIM ADJUDICATION RATES

	MIN CLAIM PRICE	YEAR 1	YEAR 2	YEAR 3
Ingredient Cost (Min. Discount per Claim)				
	\$	%	%	%
Retail Brand	Lesser of: AWP, MAC, U&C	0.00	17.50	17.50
Retail Generic	Lesser of: AWP, MAC, U&C	0.00	72.00	72.00
Mail Brand (1 to 999 days)	Lesser of: AWP, MAC, U&C	0.00	22.00	22.00

*Sample, deidentified data

First round results



FINANCIAL SUMMARY: 3 YEAR

	Current Contract	Market Comp #3 Bid #14801	Market Comp #1 Bid #14802	Market Comp #2 Bid #14797
Status		Submitted	Submitted	Submitted
Ingredient Cost	\$24,950,012	\$22,499,738	\$22,761,668	\$24,200,497
Dispensing Fee	\$161,734	\$106,033	\$118,019	\$148,098
Drug Spend	\$25,111,746	\$22,605,771	\$22,879,687	\$24,348,595
Admin Fees	\$2,700,000	\$0	\$0	\$0
Admin Credits	\$0	\$0	\$0	\$0
Rebates	(\$7,781,327)	(\$6,093,385)	(\$6,655,605)	(\$5,870,187)
Other Financial Considerations	\$0	\$0	\$0	\$0
Projected Bid Cost	\$20,030,419	\$16,512,385	\$16,224,082	\$18,478,409
Proj. Current Plan Cost	N/A	\$20,030,419	\$20,030,419	\$20,030,419
Total Savings \$	N/A	\$3,518,033	\$3,806,337	\$1,552,010
Total Savings %	N/A	17.56%	19.00%	7.75%
Implementation Allowance	\$0	\$0	\$0	\$60,000
Performance Guarantees Risk	\$0	\$0	\$0	\$8

* Plan & Member spend/savings assume same level of member cost share % as historical claims data

Detailed comparisons by PBM

Forecasted total drug spend for easy side-by-side comparisons

Estimated savings by PBM

Comparisons include readjudication of 100% of historical claim data against each proposed PBM contract

*Sample, deidentified data

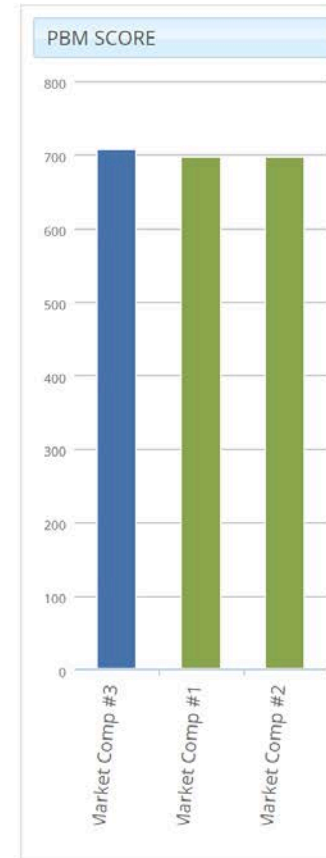
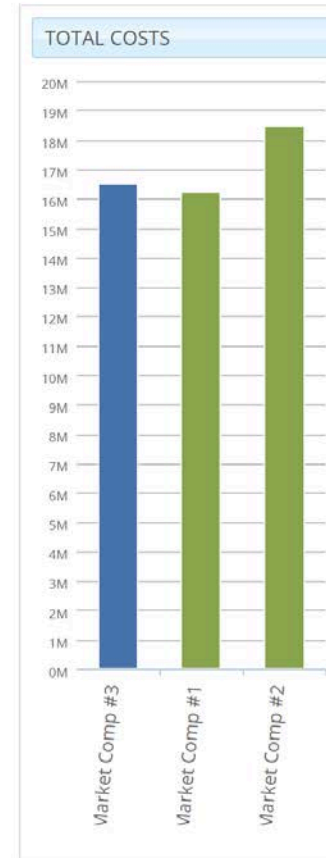
Round 1 results: PBMs see how their bids compared and improve

Scores weighted by importance to the plan – configurable by plan

Objective, third party scoring – no misaligned incentives



MARKET COMP #3 OVERALL SCORE		
	Weight	Score
Qualitative Score — 30%		
DEFINITIONS	9%	19 / 19
INCORPORATION OF BID TERMS	9%	19 / 19
PLAN MANAGEMENT SERVICES	9%	18 / 19
OPERATION SERVICES	9%	18 / 19
AUDIT	9%	19 / 19
PRICING AND GUARANTEES	9%	19 / 19
REBATES	9%	18 / 19
CONTRACT TERM	9%	19 / 19
PERFORMANCE GUARANTEES	9%	19 / 19
CUSTOM TERMS	9%	0 / 19
Pharmacy Network	5%	11 / 11
Formulary Disruption	5%	20 / 22
Qualitative		199
Financial Score — 70%		
Pricing Exhibit	95%	498 / 498
Generic Dispensing Rate (GDR)	5%	10 / 26
Financial		508
Qualitative and Financial Blend		
Percent of Total Score		94.34%
Total Score		707



*Sample, deidentified data

Second round results



FINANCIAL SUMMARY: 3 YEAR

	Current Contract	Market Comp #3 Bid #14806	Market Comp #2 Bid #14805	Market Comp #1 Bid #14804
Status		Submitted	Submitted	Submitted
Ingredient Cost	\$24,950,012	\$22,499,738	\$23,817,876	\$22,587,237
Dispensing Fee	\$161,734	\$106,033	\$148,098	\$118,019
Drug Spend	\$25,111,746	\$22,605,771	\$23,965,974	\$22,705,256
Admin Fees	\$2,700,000	\$0	\$0	\$0
Admin Credits	\$0	\$0	\$0	\$0
Rebates	(\$7,781,327)	(\$6,933,001)	(\$5,870,187)	(\$6,715,891)
Other Financial Considerations	\$0	\$0	\$0	\$0
Projected Bid Cost	\$20,030,419	\$15,672,769	\$18,095,788	\$15,989,365
Proj. Current Plan Cost	N/A	\$20,030,419	\$20,030,419	\$20,030,419
Total Savings \$	N/A	\$4,357,649	\$1,934,631	\$4,041,053
Total Savings %	N/A	21.76%	9.66%	20.17%
Implementation Allowance	\$0	\$0	\$60,000	\$0
Performance Guarantees Risk	\$0	\$0	\$8	\$0

Estimated savings by PBMs has improved from first round

*Sample, deidentified data

Contract awarded



Winner

PBM
B

\$8.3b \$6.69b

\$ 1.6b
Savings

To ensure delivery to your inbox, please add info@truveris.com to your address book.

TruBid[®]

Hello:

Please note that there is a new pending item posted regarding RFP #3042 for Sample State that requires your response by 11/01/2019 11:59 PM.

New Pending Item:

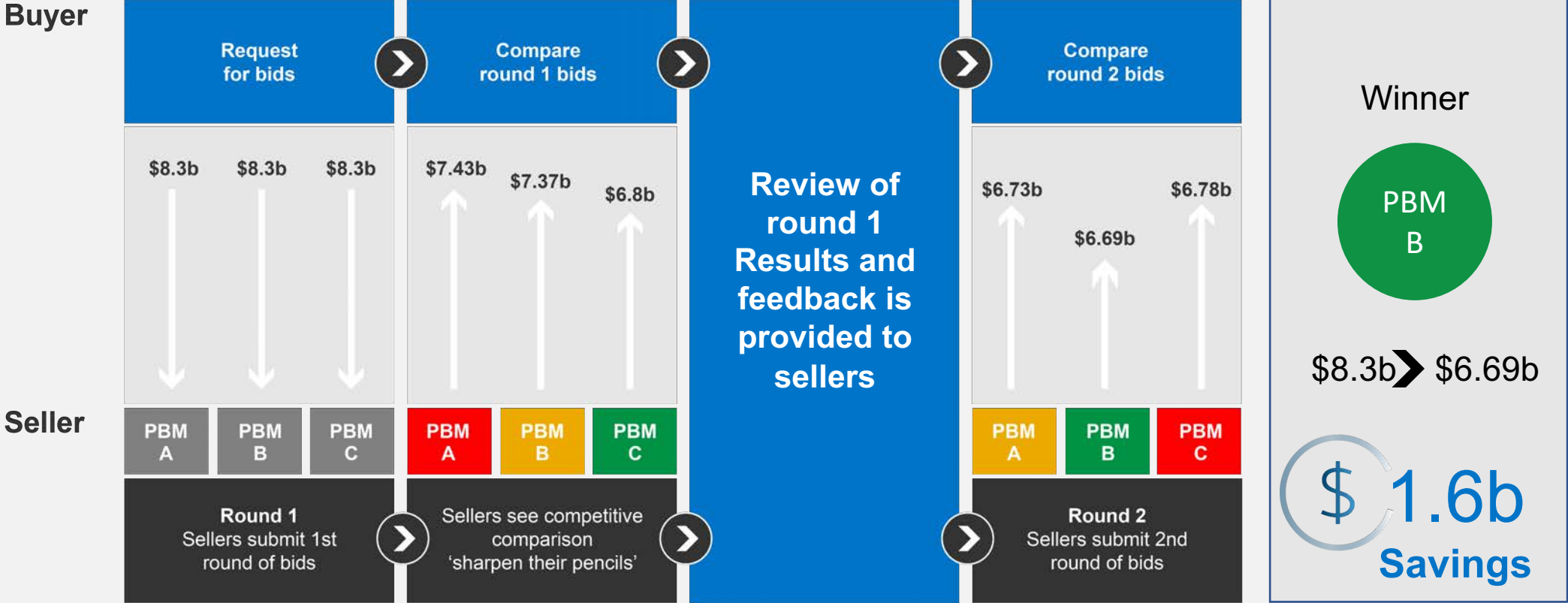
Congratulations!! The Client has awarded their business to Sample PBM and has requested that Sample PBM provide an executable contract based on the final offer submitted in the TruBid platform. Please provide your ETA as we would appreciate a timely response to communicate to the client. Please provide contact information for your Implementation Manager, as well as for your Billing Contact (name, address and e-mail). Thank you for your continued assistance.

Please submit your responses through the portal [here](#). Responses via e-mail will not be considered.

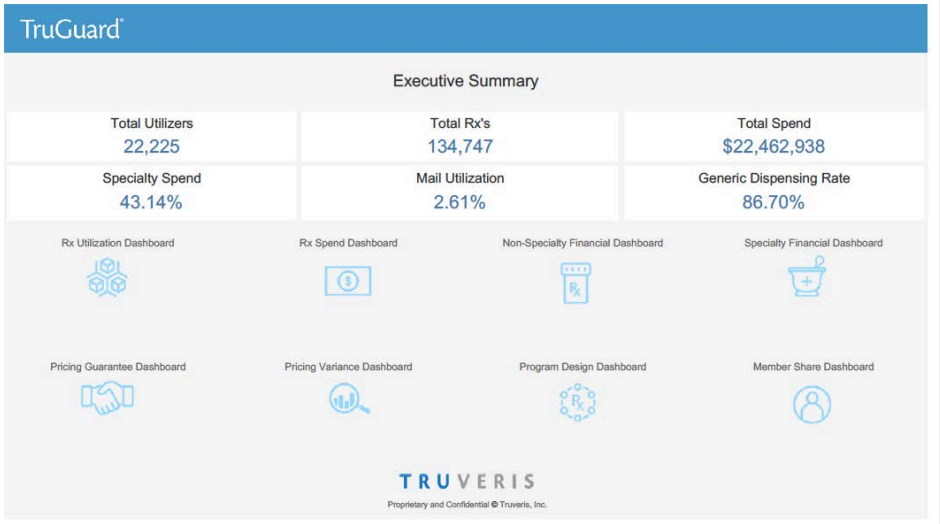
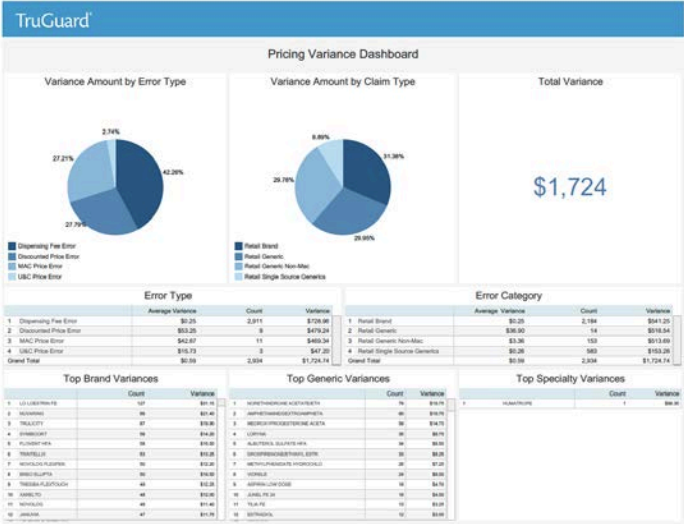
Thank you for your cooperation.

truveris.com © 2012-2018 Truveris. All rights reserved. [Contact](#).

PBM reverse auction process: Bid results 2017



Beyond the RFP: ensuring ongoing PBM accountability and contract oversight



The state employs continual contract performance monitoring for PBM accountability

*Sample, deidentified data

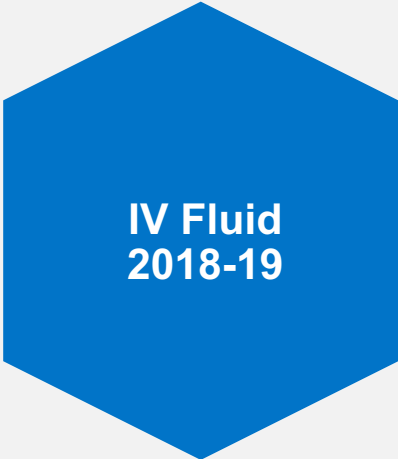
Ongoing PBM accountability and oversight: sample results



\$900,000+
Shortfall
Impact



\$42 Million



\$2.2 Million



\$800,000

Additional identified savings potential: \$45.9m

Court Ordered Rebid:

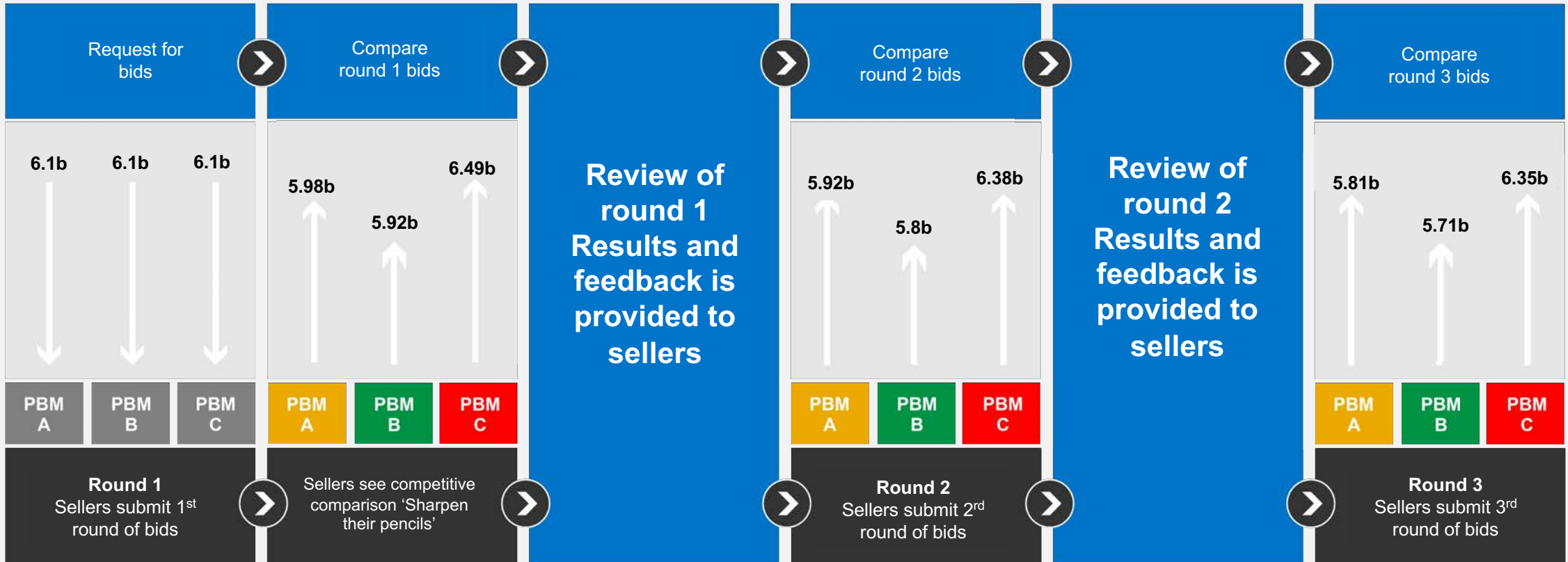


With all three suppliers evenly matched on price, quality and technical expertise, Mark resorts to his last remaining selection tool.

PBM reverse auction process: Bid results 2019

Buyer

Seller



Winner:

PBM B

\$6.1b > \$5.7b

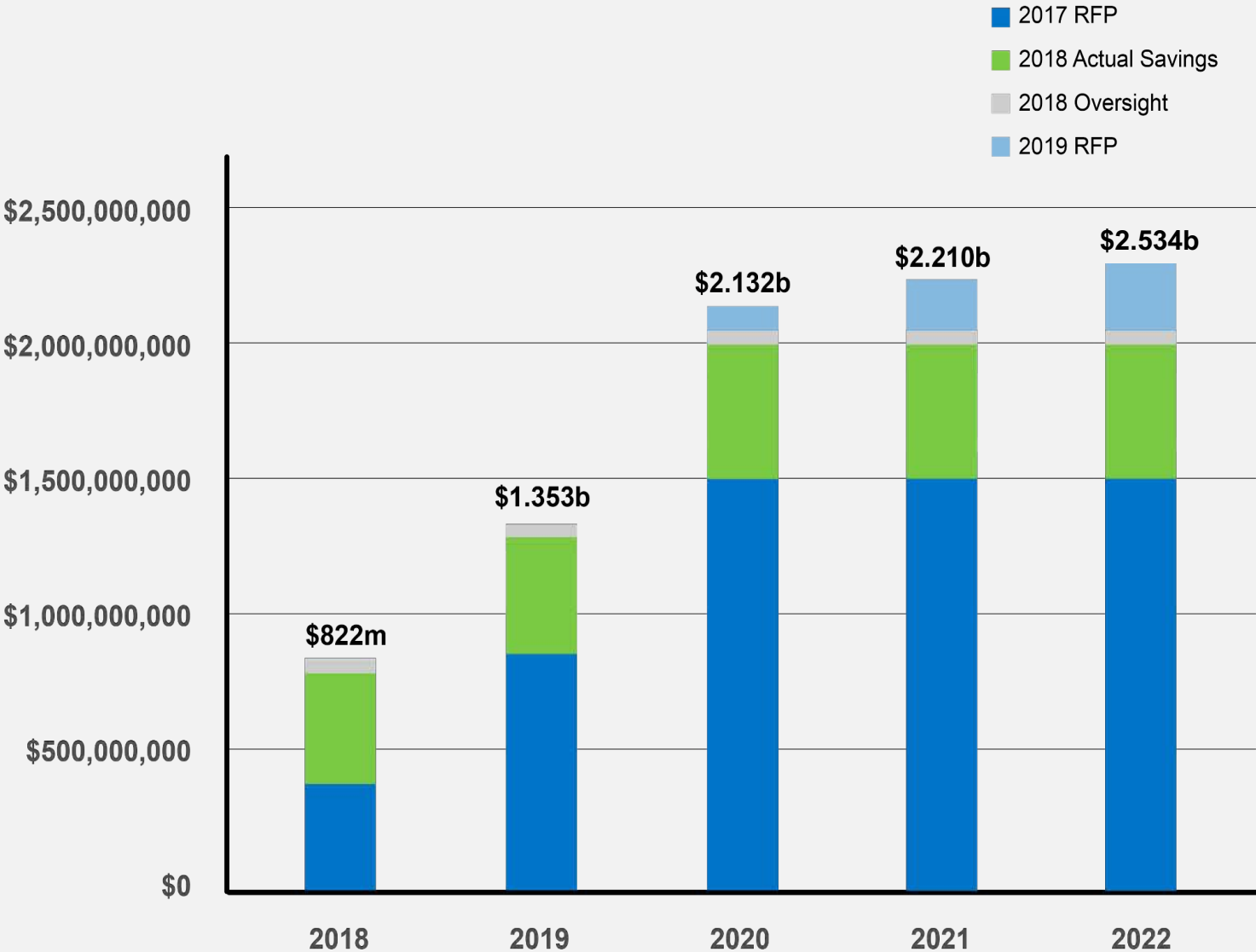
\$

485m Savings

Accrued savings over the life of PBM contract

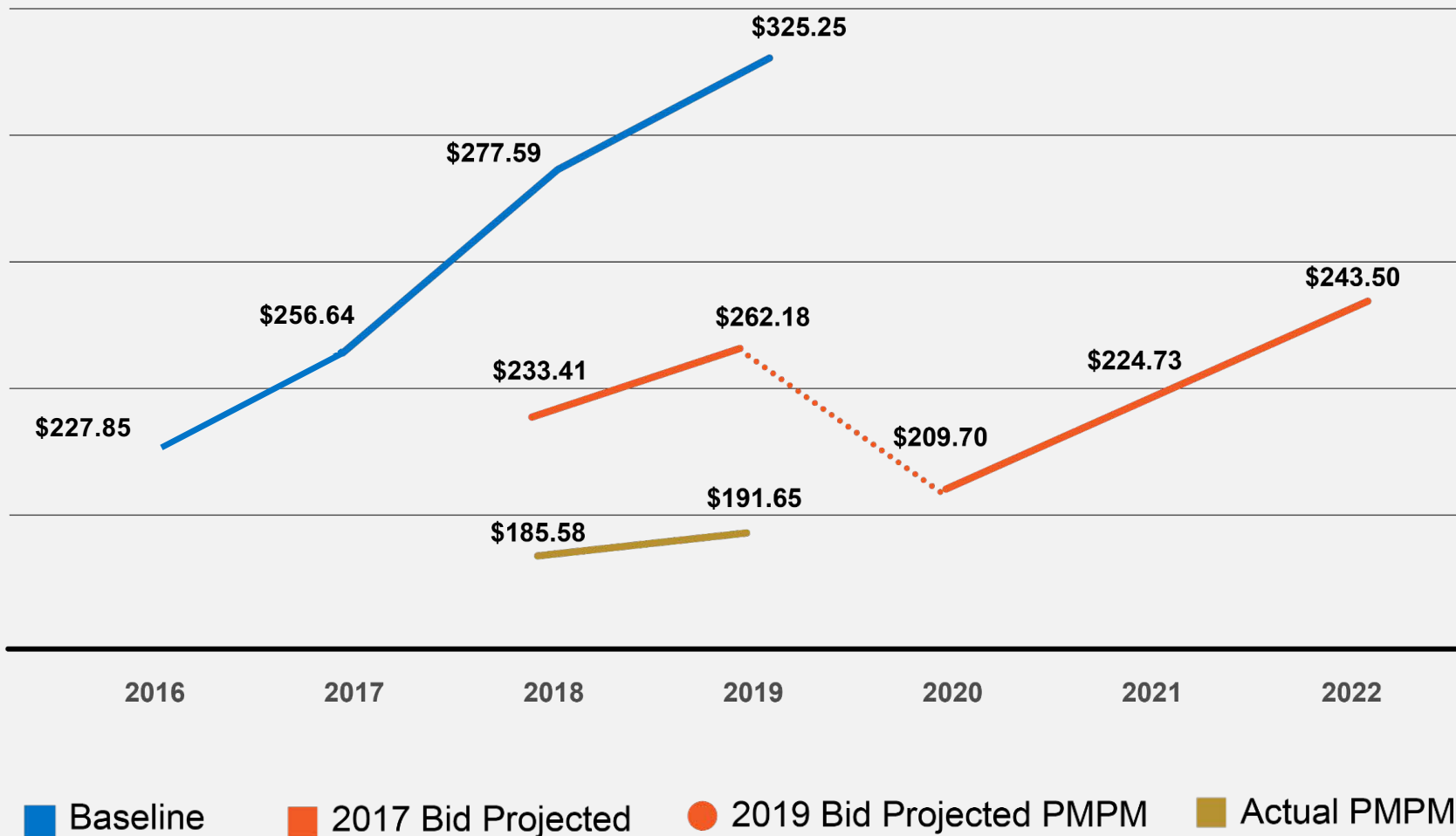
\$1.6 Billion 2017 TruBid® RFP
\$403 Million 2018 Savings Over Projected
\$45.9 Million 2018 Identified Potential from Oversight
\$485 Million 2019 TruBid® RFP

\$2.53 Billion Total Projected Savings by 2022



PMPM 2016 – 2022

Baseline from incumbent PBM, Truveris Projections, Actuals



PMPM Savings

2018

\$277.59 (Baseline)

- \$185.58 (Actual)

\$92.01

2018 PMPM Savings

2019

\$325.25 (Baseline)

- \$191.65 (Actual)

\$133.60

2019 PMPM Savings

Cutting Costs Without Cutting Benefits

truveris.com/NJ

